


Summary Institution-Level Pass Rate Data: Traditional Teacher Preparation Program Within IHE


		HEOA - Title II 2019 - 2020 Academic Year				
Institution Name		LINCOLN MEMORIAL UNIVERSITY				
Institution Code		1408				
State		Tennessee				
<i>April 5, 2021</i>						
				Statewide		
Group	Number Taking Assessment¹	Number Passing Assessment²	Institutional Pass Rate	Number Taking Assessment¹	Number Passing Assessment²	Statewide Pass Rate
All program completers, 2019-20	51	51	100%	1900	1765	93%
All program completers, 2018-19	48	48	100%	2045	2011	98%
All program completers, 2017-18	59	59	100%	2135	2102	98%

Note: In cases where there are less than ten students taking the assessment or license/certificate, the number passing and pass rate are not reported.


¹ Number of completers taking one or more assessments within their area of specialization.

² Summary level "Number Taking Assessment" may differ from assessment level "Number Taking Assessment" because each student is counted once at the summary level but may be counted in multiple assessments at the assessment level.

Single Assessment Institution-Level Pass Rate Data: Traditional Teacher Preparation Program Within IHE

		<p align="center">HEOA - Title II 2019 - 2020 Academic Year</p>								
Institution Name		LINCOLN MEMORIAL UNIVERSITY								
Institution Code		1408								
State		Tennessee								
							April 5, 2021			
Assessment Information ¹	Group	Number Taking Assessment	Number Passing Assessment	Institutional Pass Rate	Institutional Average Scaled Score	Assessment Cut Score ²	Statewide			
							Number Taking Assessment	Number Passing Assessment	Statewide Pass Rate	Statewide Average Scaled Score
AGRICULTURE (5701) Test Company: ETS Score Range: 100-200	All enrolled students who have completed all nonclinical courses, 2019-20						1			
	Other enrolled students, 2019-20						4			
	All program completers, 2019-20						20	20	100%	166
	All program completers, 2018-19						18	18	100%	164
	All program completers, 2017-18						14	14	100%	166
ART CONTENT AND ANALYSIS (5135) Test Company: ETS Score Range: 100-200	All enrolled students who have completed all nonclinical courses, 2019-20	2				161	13	8	62%	163
	Other enrolled students, 2019-20						26	22	85%	168
	All program completers, 2019-20	1				161	30	29	97%	172
	All program completers, 2018-19	1				161	36	36	100%	170
	All program completers, 2017-18	1				161	33	33	100%	172
BIOLOGY CONTENT KNOWLEDGE (0235) Test Company: ETS Score Range: 100-200	All enrolled students who have completed all nonclinical courses, 2019-20						12	11	92%	161
	Other enrolled students, 2019-20						27	25	93%	165
	All program completers, 2019-20						41	40	98%	165
	All program completers, 2018-19	1				148	52	52	100%	167
	All program completers, 2017-18	5				148	54	54	100%	165
BUSINESS ED CONTENT KNOWLEDGE (5101) Test Company: ETS Score Range: 100-200	All enrolled students who have completed all nonclinical courses, 2019-20	3				154	5			
	Other enrolled students, 2019-20	1				154	5			
	All program completers, 2019-20	2				154	7			
	All program completers, 2018-19	5				154	15	15	100%	174
	All program completers, 2017-18	5				154	16	16	100%	170

Single Assessment Institution-Level Pass Rate Data: Traditional Teacher Preparation Program Within IHE


	HEOA - Title II 2019 - 2020 Academic Year
	Institution Name
	Institution Code
	State

LINCOLN MEMORIAL UNIVERSITY
1408
Tennessee

April 5, 2021

Assessment Information ¹	Group	Number Taking Assessment	Number Passing Assessment	Institutional Pass Rate	Institutional Average Scaled Score	Assessment Cut Score ²	Statewide			
							Number Taking Assessment	Number Passing Assessment	Statewide Pass Rate	Statewide Average Scaled Score
CHEMISTRY CONTENT KNOWLEDGE (0245) Test Company: ETS Score Range: 100-200	All enrolled students who have completed all nonclinical courses, 2019-20									
	Other enrolled students, 2019-20	1				152	10	7	70%	163
	All program completers, 2019-20						12	11	92%	162
	All program completers, 2018-19	1				152	17	17	100%	168
	All program completers, 2017-18						12	11	92%	169
CHINESE (MANDARIN) WORLD LANGUAGE (5665) Test Company: ETS Score Range: 100-200	All enrolled students who have completed all nonclinical courses, 2019-20									
	Other enrolled students, 2019-20						1			
	All program completers, 2019-20									
	All program completers, 2018-19									
	All program completers, 2017-18									
EARLY CHILDHOOD EDUCATION (5025) Test Company: ETS Score Range: 100-200	All enrolled students who have completed all nonclinical courses, 2019-20						17	17	100%	172
	Other enrolled students, 2019-20						107	103	96%	174
	All program completers, 2019-20						23	23	100%	174
	All program completers, 2018-19									
	All program completers, 2017-18									
EARTH AND SPACE SCIENCES - CK (5571) Test Company: ETS Score Range: 100-200	All enrolled students who have completed all nonclinical courses, 2019-20									
	Other enrolled students, 2019-20						3			
	All program completers, 2019-20									
	All program completers, 2018-19						3			
	All program completers, 2017-18						2			

Single Assessment Institution-Level Pass Rate Data: Traditional Teacher Preparation Program Within IHE


	HEOA - Title II 2019 - 2020 Academic Year
	Institution Name
	Institution Code
	State

LINCOLN MEMORIAL UNIVERSITY
1408
Tennessee

April 5, 2021

Assessment Information ¹	Group	Number Taking Assessment	Number Passing Assessment	Institutional Pass Rate	Institutional Average Scaled Score	Assessment Cut Score ²	Statewide			
							Number Taking Assessment	Number Passing Assessment	Statewide Pass Rate	Statewide Average Scaled Score
ECONOMICS (5911) Test Company: ETS Score Range: 100-200	All enrolled students who have completed all nonclinical courses, 2019-20									
	Other enrolled students, 2019-20									
	All program completers, 2019-20						1			
	All program completers, 2018-19						1			
	All program completers, 2017-18						1			
ED OF DEAF AND HARD OF HEARING (5272) Test Company: ETS Score Range: 100-200	All enrolled students who have completed all nonclinical courses, 2019-20									
	Other enrolled students, 2019-20						4			
	All program completers, 2019-20						10	9	90%	168
	All program completers, 2018-19						8			
	All program completers, 2017-18						1			
EDUCATION OF YOUNG CHILDREN (DISCONTINUED) (5021) Test Company: ETS Score Range: 100-200	All enrolled students who have completed all nonclinical courses, 2019-20									
	Other enrolled students, 2019-20									
	All program completers, 2019-20									
	All program completers, 2018-19									
	All program completers, 2017-18						1			
EDUCATION OF YOUNG CHILDREN (5024) Test Company: ETS Score Range: 100-200	All enrolled students who have completed all nonclinical courses, 2019-20						33	27	82%	167
	Other enrolled students, 2019-20						60	52	87%	170
	All program completers, 2019-20						207	204	99%	172
	All program completers, 2018-19						168	165	98%	172
	All program completers, 2017-18						233	232	100%	172

Single Assessment Institution-Level Pass Rate Data: Traditional Teacher Preparation Program Within IHE


	HEOA - Title II 2019 - 2020 Academic Year
	Institution Name
	Institution Code
	State

LINCOLN MEMORIAL UNIVERSITY
1408
Tennessee

April 5, 2021

Assessment Information ¹	Group	Number Taking Assessment	Number Passing Assessment	Institutional Pass Rate	Institutional Average Scaled Score	Assessment Cut Score ²	Statewide			
							Number Taking Assessment	Number Passing Assessment	Statewide Pass Rate	Statewide Average Scaled Score
ELEM ED CONTENT KNOWLEDGE (DISCONTINUED) (5014) Test Company: ETS Score Range: 100-200	All enrolled students who have completed all nonclinical courses, 2019-20									
	Other enrolled students, 2019-20									
	All program completers, 2019-20									
	All program completers, 2018-19									
	All program completers, 2017-18						3			
ELEM ED CONTENT KNOWLEDGE (5018) Test Company: ETS Score Range: 100-200	All enrolled students who have completed all nonclinical courses, 2019-20	2				163	77	68	88%	170
	Other enrolled students, 2019-20						98	68	69%	167
	All program completers, 2019-20	14	14	100%	173	163	758	743	98%	173
	All program completers, 2018-19	23	23	100%	175	163	1079	1070	99%	174
	All program completers, 2017-18	33	33	100%	171	163	1138	1123	99%	174
ELEM ED CURR INSTRUC ASSESSMENT (5017) Test Company: ETS Score Range: 100-200	All enrolled students who have completed all nonclinical courses, 2019-20	2				153	19	18	95%	171
	Other enrolled students, 2019-20						15	12	80%	164
	All program completers, 2019-20	12	12	100%	171	153	209	205	98%	171
	All program completers, 2018-19	23	23	100%	172	153	897	897	100%	172
	All program completers, 2017-18	33	33	100%	166	153	897	895	100%	172
ELEM ED MULTI SUBJ MATHEMATICS (5003) Test Company: ETS Score Range: 100-200	All enrolled students who have completed all nonclinical courses, 2019-20	13	10	77%	169	157	153	129	84%	171
	Other enrolled students, 2019-20	3				157	409	362	89%	174
	All program completers, 2019-20	12	12	100%	174	157	234	223	95%	175
	All program completers, 2018-19	3				157	16	15	94%	177
	All program completers, 2017-18									

Single Assessment Institution-Level Pass Rate Data: Traditional Teacher Preparation Program Within IHE


	HEOA - Title II 2019 - 2020 Academic Year
	Institution Name
	Institution Code
	State

LINCOLN MEMORIAL UNIVERSITY
1408
Tennessee

April 5, 2021

Assessment Information ¹	Group	Number Taking Assessment	Number Passing Assessment	Institutional Pass Rate	Institutional Average Scaled Score	Assessment Cut Score ²	Statewide			
							Number Taking Assessment	Number Passing Assessment	Statewide Pass Rate	Statewide Average Scaled Score
ELEM ED MULTI SUBJ READING LANG ARTS (5002) Test Company: ETS Score Range: 100-200	All enrolled students who have completed all nonclinical courses, 2019-20	13	11	85%	172	157	153	138	90%	169
	Other enrolled students, 2019-20	3				157	412	382	93%	170
	All program completers, 2019-20	12	12	100%	172	157	234	229	98%	173
	All program completers, 2018-19	3				157	16	16	100%	175
	All program completers, 2017-18									
ELEM ED MULTI SUBJ SCIENCES (5005) Test Company: ETS Score Range: 100-200	All enrolled students who have completed all nonclinical courses, 2019-20	13	11	85%	172	159	151	116	77%	167
	Other enrolled students, 2019-20	3				159	403	353	88%	170
	All program completers, 2019-20	12	12	100%	168	159	233	209	90%	170
	All program completers, 2018-19	3				159	16	14	88%	171
	All program completers, 2017-18									
ELEM ED MULTI SUBJ SOCIAL STUDIES (5004) Test Company: ETS Score Range: 100-200	All enrolled students who have completed all nonclinical courses, 2019-20	13	12	92%	170	155	151	109	72%	161
	Other enrolled students, 2019-20	3				155	403	327	81%	165
	All program completers, 2019-20	12	12	100%	168	155	234	212	91%	166
	All program completers, 2018-19	3				155	15	13	87%	170
	All program completers, 2017-18									
ENGLISH LANGUAGE ARTS: CK (5038) Test Company: ETS Score Range: 100-200	All enrolled students who have completed all nonclinical courses, 2019-20	1				167	23	23	100%	180
	Other enrolled students, 2019-20	2				167	75	66	88%	179
	All program completers, 2019-20	8				167	130	128	98%	180
	All program completers, 2018-19	3				167	137	137	100%	181
	All program completers, 2017-18	2				167	124	124	100%	183

Single Assessment Institution-Level Pass Rate Data: Traditional Teacher Preparation Program Within IHE


	HEOA - Title II 2019 - 2020 Academic Year
	Institution Name
	Institution Code
	State

**LINCOLN MEMORIAL UNIVERSITY
1408
Tennessee**

April 5, 2021

Assessment Information ¹	Group	Number Taking Assessment	Number Passing Assessment	Institutional Pass Rate	Institutional Average Scaled Score	Assessment Cut Score ²	Statewide			
							Number Taking Assessment	Number Passing Assessment	Statewide Pass Rate	Statewide Average Scaled Score
ENGLISH TO SPEAKERS OF OTHER LANGUAGES (DISC) (5361) Test Company: ETS Score Range: 100-200	All enrolled students who have completed all nonclinical courses, 2019-20									
	Other enrolled students, 2019-20									
	All program completers, 2019-20									
	All program completers, 2018-19						1			
	All program completers, 2017-18						24	24	100%	162
ENGLISH TO SPEAKERS OF OTHER LANGUAGES (5362) Test Company: ETS Score Range: 100-200	All enrolled students who have completed all nonclinical courses, 2019-20						10	9	90%	172
	Other enrolled students, 2019-20						33	32	97%	174
	All program completers, 2019-20						53	53	100%	177
	All program completers, 2018-19						83	83	100%	176
	All program completers, 2017-18						70	70	100%	176
FAMILY AND CONSUMER SCIENCES (5122) Test Company: ETS Score Range: 100-200	All enrolled students who have completed all nonclinical courses, 2019-20									
	Other enrolled students, 2019-20						1			
	All program completers, 2019-20						6			
	All program completers, 2018-19						1			
	All program completers, 2017-18						9			
FRENCH WORLD LANGUAGE (5174) Test Company: ETS Score Range: 100-200	All enrolled students who have completed all nonclinical courses, 2019-20									
	Other enrolled students, 2019-20						3			
	All program completers, 2019-20									
	All program completers, 2018-19						2			
	All program completers, 2017-18						2			

Single Assessment Institution-Level Pass Rate Data: Traditional Teacher Preparation Program Within IHE


	HEOA - Title II 2019 - 2020 Academic Year
	Institution Name
	Institution Code
	State

LINCOLN MEMORIAL UNIVERSITY
1408
Tennessee

April 5, 2021

Assessment Information ¹	Group	Number Taking Assessment	Number Passing Assessment	Institutional Pass Rate	Institutional Average Scaled Score	Assessment Cut Score ²	Statewide			
							Number Taking Assessment	Number Passing Assessment	Statewide Pass Rate	Statewide Average Scaled Score
GEOGRAPHY (5921) Test Company: ETS Score Range: 100-200	All enrolled students who have completed all nonclinical courses, 2019-20									
	Other enrolled students, 2019-20									
	All program completers, 2019-20						5			
	All program completers, 2018-19						2			
	All program completers, 2017-18						6			
GERMAN WORLD LANGUAGE (5183) Test Company: ETS Score Range: 100-200	All enrolled students who have completed all nonclinical courses, 2019-20						1			
	Other enrolled students, 2019-20									
	All program completers, 2019-20									
	All program completers, 2018-19									
	All program completers, 2017-18									
GIFTED EDUCATION (5358) Test Company: ETS Score Range: 100-200	All enrolled students who have completed all nonclinical courses, 2019-20									
	Other enrolled students, 2019-20									
	All program completers, 2019-20									
	All program completers, 2018-19									
	All program completers, 2017-18						1			
GOVERNMENT POLITICAL SCIENCE (5931) Test Company: ETS Score Range: 100-200	All enrolled students who have completed all nonclinical courses, 2019-20									
	Other enrolled students, 2019-20						1			
	All program completers, 2019-20						7			
	All program completers, 2018-19						14	14	100%	172
	All program completers, 2017-18						12	12	100%	171

Single Assessment Institution-Level Pass Rate Data: Traditional Teacher Preparation Program Within IHE


	HEOA - Title II 2019 - 2020 Academic Year
	Institution Name
	Institution Code
	State

LINCOLN MEMORIAL UNIVERSITY
1408
Tennessee

April 5, 2021

Assessment Information ¹	Group	Number Taking Assessment	Number Passing Assessment	Institutional Pass Rate	Institutional Average Scaled Score	Assessment Cut Score ²	Statewide			
							Number Taking Assessment	Number Passing Assessment	Statewide Pass Rate	Statewide Average Scaled Score
HEALTH EDUCATION (5551) Test Company: ETS Score Range: 100-200	All enrolled students who have completed all nonclinical courses, 2019-20						7			
	Other enrolled students, 2019-20						5			
	All program completers, 2019-20						15	15	100%	168
	All program completers, 2018-19						22	22	100%	161
	All program completers, 2017-18						36	36	100%	164
LATIN (5601) Test Company: ETS Score Range: 100-200	All enrolled students who have completed all nonclinical courses, 2019-20									
	Other enrolled students, 2019-20									
	All program completers, 2019-20									
	All program completers, 2018-19						2			
	All program completers, 2017-18						1			
LIBRARY MEDIA SPECIALIST (5311) Test Company: ETS Score Range: 100-200	All enrolled students who have completed all nonclinical courses, 2019-20									
	Other enrolled students, 2019-20						2			
	All program completers, 2019-20						5			
	All program completers, 2018-19						3			
	All program completers, 2017-18						6			
MARKETING EDUCATION (5561) Test Company: ETS Score Range: 100-200	All enrolled students who have completed all nonclinical courses, 2019-20									
	Other enrolled students, 2019-20						1			
	All program completers, 2019-20									
	All program completers, 2018-19									
	All program completers, 2017-18									

Single Assessment Institution-Level Pass Rate Data: Traditional Teacher Preparation Program Within IHE


	HEOA - Title II 2019 - 2020 Academic Year
	Institution Name
	Institution Code
	State

LINCOLN MEMORIAL UNIVERSITY
1408
Tennessee

April 5, 2021

Assessment Information ¹	Group	Number Taking Assessment	Number Passing Assessment	Institutional Pass Rate	Institutional Average Scaled Score	Assessment Cut Score ²	Statewide			
							Number Taking Assessment	Number Passing Assessment	Statewide Pass Rate	Statewide Average Scaled Score
MATHEMATICS CONTENT KNOWLEDGE (5161) Test Company: ETS Score Range: 100-200	All enrolled students who have completed all nonclinical courses, 2019-20						9			
	Other enrolled students, 2019-20						46	23	50%	157
	All program completers, 2019-20						45	37	82%	167
	All program completers, 2018-19	2				160	52	52	100%	170
	All program completers, 2017-18	2				160	63	62	98%	170
MIDDLE SCHOOL CONTENT KNOWLEDGE (5146) Test Company: ETS Score Range: 100-200	All enrolled students who have completed all nonclinical courses, 2019-20									
	Other enrolled students, 2019-20						2			
	All program completers, 2019-20									
	All program completers, 2018-19						2			
	All program completers, 2017-18						53	50	94%	163
MIDDLE SCHOOL ENG LANG ARTS (5047) Test Company: ETS Score Range: 100-200	All enrolled students who have completed all nonclinical courses, 2019-20						2			
	Other enrolled students, 2019-20						8			
	All program completers, 2019-20						4			
	All program completers, 2018-19						5			
	All program completers, 2017-18						4			
MIDDLE SCHOOL MATHEMATICS (5169) Test Company: ETS Score Range: 100-200	All enrolled students who have completed all nonclinical courses, 2019-20						12	8	67%	167
	Other enrolled students, 2019-20						23	18	78%	169
	All program completers, 2019-20						25	25	100%	175
	All program completers, 2018-19						32	32	100%	175
	All program completers, 2017-18						12	12	100%	173

Single Assessment Institution-Level Pass Rate Data: Traditional Teacher Preparation Program Within IHE


	HEOA - Title II 2019 - 2020 Academic Year
	Institution Name
	Institution Code
	State

LINCOLN MEMORIAL UNIVERSITY
1408
Tennessee


April 5, 2021

Assessment Information ¹	Group	Number Taking Assessment	Number Passing Assessment	Institutional Pass Rate	Institutional Average Scaled Score	Assessment Cut Score ²	Statewide			
							Number Taking Assessment	Number Passing Assessment	Statewide Pass Rate	Statewide Average Scaled Score
MIDDLE SCHOOL SCIENCE (5440) Test Company: ETS Score Range: 100-200	All enrolled students who have completed all nonclinical courses, 2019-20						1			
	Other enrolled students, 2019-20						4			
	All program completers, 2019-20						10	10	100%	167
	All program completers, 2018-19						9			
	All program completers, 2017-18						8			
MIDDLE SCHOOL SOCIAL STUDIES (5089) Test Company: ETS Score Range: 100-200	All enrolled students who have completed all nonclinical courses, 2019-20									
	Other enrolled students, 2019-20						3			
	All program completers, 2019-20						7			
	All program completers, 2018-19						7			
	All program completers, 2017-18						4			
MUSIC CONTENT & INSTRUCTION (5114) Test Company: ETS Score Range: 100-200	All enrolled students who have completed all nonclinical courses, 2019-20						26	18	69%	164
	Other enrolled students, 2019-20						51	35	69%	166
	All program completers, 2019-20	1				162	97	92	95%	170
	All program completers, 2018-19	2				162	119	117	98%	171
	All program completers, 2017-18						100	100	100%	170
PHYSICAL ED CONTENT AND DESIGN (5095) Test Company: ETS Score Range: 100-200	All enrolled students who have completed all nonclinical courses, 2019-20						31	21	68%	170
	Other enrolled students, 2019-20	1				169	31	13	42%	164
	All program completers, 2019-20	4				169	66	61	92%	174
	All program completers, 2018-19						83	80	96%	174
	All program completers, 2017-18	4				169	80	76	95%	172

Single Assessment Institution-Level Pass Rate Data: Traditional Teacher Preparation Program Within IHE

		<p align="center">HEOA - Title II 2019 - 2020 Academic Year</p>								
Institution Name		LINCOLN MEMORIAL UNIVERSITY								
Institution Code		1408								
State		Tennessee								
							April 5, 2021			
Assessment Information ¹	Group	Number Taking Assessment	Number Passing Assessment	Institutional Pass Rate	Institutional Average Scaled Score	Assessment Cut Score ²	Statewide			
							Number Taking Assessment	Number Passing Assessment	Statewide Pass Rate	Statewide Average Scaled Score
PHYSICS CONTENT KNOWLEDGE (5265) Test Company: ETS Score Range: 100-200	All enrolled students who have completed all nonclinical courses, 2019-20						1			
	Other enrolled students, 2019-20									
	All program completers, 2019-20									
	All program completers, 2018-19						7			
	All program completers, 2017-18						3			
PRINC LEARNING AND TEACHING 5-9 (5623) Test Company: ETS Score Range: 100-200	All enrolled students who have completed all nonclinical courses, 2019-20						1			
	Other enrolled students, 2019-20						3			
	All program completers, 2019-20						8			
	All program completers, 2018-19						31	31	100%	174
	All program completers, 2017-18						63	62	98%	174
PRINC LEARNING AND TEACHING 7-12 (5624) Test Company: ETS Score Range: 100-200	All enrolled students who have completed all nonclinical courses, 2019-20	1				157	11	9	82%	171
	Other enrolled students, 2019-20						20	17	85%	169
	All program completers, 2019-20	3				157	58	58	100%	175
	All program completers, 2018-19	11	11	100%	178	157	219	218	100%	176
	All program completers, 2017-18	24	24	100%	174	157	413	411	100%	177
PRINC LEARNING AND TEACHING EARLY CHILD (5621) Test Company: ETS Score Range: 100-200	All enrolled students who have completed all nonclinical courses, 2019-20						5			
	Other enrolled students, 2019-20						7			
	All program completers, 2019-20						16	15	94%	166
	All program completers, 2018-19						52	51	98%	170
	All program completers, 2017-18						181	181	100%	171

Single Assessment Institution-Level Pass Rate Data: Traditional Teacher Preparation Program Within IHE


	HEOA - Title II 2019 - 2020 Academic Year
	Institution Name
	Institution Code
	State

LINCOLN MEMORIAL UNIVERSITY
1408
Tennessee

April 5, 2021

Assessment Information ¹	Group	Number Taking Assessment	Number Passing Assessment	Institutional Pass Rate	Institutional Average Scaled Score	Assessment Cut Score ²	Statewide			
							Number Taking Assessment	Number Passing Assessment	Statewide Pass Rate	Statewide Average Scaled Score
PRINC LEARNING AND TEACHING K-6 (5622) Test Company: ETS Score Range: 100-200	All enrolled students who have completed all nonclinical courses, 2019-20	1				160	25	17	68%	168
	Other enrolled students, 2019-20						39	29	74%	167
	All program completers, 2019-20	9				160	121	120	99%	175
	All program completers, 2018-19	23	23	100%	179	160	362	359	99%	177
	All program completers, 2017-18	35	35	100%	175	160	606	605	100%	176
PSYCHOLOGY (5391) Test Company: ETS Score Range: 100-200	All enrolled students who have completed all nonclinical courses, 2019-20						1			
	Other enrolled students, 2019-20									
	All program completers, 2019-20						1			
	All program completers, 2018-19						5			
	All program completers, 2017-18						1			
SE CK AND MILD TO MODERATE APPL (5543) Test Company: ETS Score Range: 100-200	All enrolled students who have completed all nonclinical courses, 2019-20						29	26	90%	171
	Other enrolled students, 2019-20						68	51	75%	167
	All program completers, 2019-20	4				158	110	109	99%	174
	All program completers, 2018-19	2				158	143	143	100%	175
	All program completers, 2017-18						141	141	100%	173
SE CK AND SEVERE TO PROF APPL (5545) Test Company: ETS Score Range: 100-200	All enrolled students who have completed all nonclinical courses, 2019-20	1				158	12	12	100%	177
	Other enrolled students, 2019-20	1				158	36	36	100%	178
	All program completers, 2019-20						73	73	100%	179
	All program completers, 2018-19	1				158	77	77	100%	178
	All program completers, 2017-18	2				158	92	92	100%	178

Single Assessment Institution-Level Pass Rate Data: Traditional Teacher Preparation Program Within IHE


	HEOA - Title II 2019 - 2020 Academic Year
	Institution Name
	Institution Code
	State

LINCOLN MEMORIAL UNIVERSITY
1408
Tennessee

April 5, 2021

Assessment Information ¹	Group	Number Taking Assessment	Number Passing Assessment	Institutional Pass Rate	Institutional Average Scaled Score	Assessment Cut Score ²	Statewide			
							Number Taking Assessment	Number Passing Assessment	Statewide Pass Rate	Statewide Average Scaled Score
SE CORE KNOWLEDGE & APPLICATIONS (5354) Test Company: ETS Score Range: 100-200	All enrolled students who have completed all nonclinical courses, 2019-20						10	10	100%	169
	Other enrolled students, 2019-20						25	24	96%	168
	All program completers, 2019-20						67	67	100%	175
	All program completers, 2018-19						52	52	100%	176
	All program completers, 2017-18						94	94	100%	174
SE TEACHING STU WVISUAL IMPAIRMENT (5282) Test Company: ETS Score Range: 100-200	All enrolled students who have completed all nonclinical courses, 2019-20									
	Other enrolled students, 2019-20									
	All program completers, 2019-20									
	All program completers, 2018-19						2			
	All program completers, 2017-18						1			
SE: PRESCHOOL EARLY CHILDHOOD (5691) Test Company: ETS Score Range: 100-200	All enrolled students who have completed all nonclinical courses, 2019-20						11	11	100%	170
	Other enrolled students, 2019-20						33	28	85%	167
	All program completers, 2019-20						62	62	100%	173
	All program completers, 2018-19						44	44	100%	174
	All program completers, 2017-18						96	96	100%	173
SPANISH WORLD LANGUAGE (5195) Test Company: ETS Score Range: 100-200	All enrolled students who have completed all nonclinical courses, 2019-20						1			
	Other enrolled students, 2019-20						13	6	46%	158
	All program completers, 2019-20						6			
	All program completers, 2018-19						11	9	82%	172
	All program completers, 2017-18						14	13	93%	174

Single Assessment Institution-Level Pass Rate Data: Traditional Teacher Preparation Program Within IHE


	HEOA - Title II 2019 - 2020 Academic Year
	Institution Name
	Institution Code
	State

LINCOLN MEMORIAL UNIVERSITY
1408
Tennessee

April 5, 2021

Assessment Information ¹	Group	Number Taking Assessment	Number Passing Assessment	Institutional Pass Rate	Institutional Average Scaled Score	Assessment Cut Score ²	Statewide			
							Number Taking Assessment	Number Passing Assessment	Statewide Pass Rate	Statewide Average Scaled Score
TEACHING READING: ELEM EDUCATION (5203) Test Company: ETS Score Range: 100-200	All enrolled students who have completed all nonclinical courses, 2019-20	16	16	100%	174	162	227	215	95%	174
	Other enrolled students, 2019-20	6				162	471	412	87%	173
	All program completers, 2019-20	30	30	100%	176	162	1180	1167	99%	176
	All program completers, 2018-19	29	29	100%	175	162	1290	1285	100%	176
	All program completers, 2017-18	35	35	100%	173	162	1351	1343	99%	177
TEACHING READING: ELEMENTARY (5205) Test Company: ETS Score Range: 100-200	All enrolled students who have completed all nonclinical courses, 2019-20						15	11	73%	162
	Other enrolled students, 2019-20						37	31	84%	167
	All program completers, 2019-20						4			
	All program completers, 2018-19									
	All program completers, 2017-18									
TECHNOLOGY EDUCATION (5051) Test Company: ETS Score Range: 100-200	All enrolled students who have completed all nonclinical courses, 2019-20									
	Other enrolled students, 2019-20									
	All program completers, 2019-20						1			
	All program completers, 2018-19									
	All program completers, 2017-18									
THEATRE (5641) Test Company: ETS Score Range: 100-200	All enrolled students who have completed all nonclinical courses, 2019-20						1			
	Other enrolled students, 2019-20						10	8	80%	171
	All program completers, 2019-20						9			
	All program completers, 2018-19						6			
	All program completers, 2017-18						10	10	100%	171

Single Assessment Institution-Level Pass Rate Data: Traditional Teacher Preparation Program Within IHE


	HEOA - Title II 2019 - 2020 Academic Year
	Institution Name
	Institution Code
	State

LINCOLN MEMORIAL UNIVERSITY
1408
Tennessee

April 5, 2021

Assessment Information ¹	Group	Number Taking Assessment	Number Passing Assessment	Institutional Pass Rate	Institutional Average Scaled Score	Assessment Cut Score ²	Statewide			
							Number Taking Assessment	Number Passing Assessment	Statewide Pass Rate	Statewide Average Scaled Score
WORLD AND U.S. HISTORY CK (5941) Test Company: ETS Score Range: 100-200	All enrolled students who have completed all nonclinical courses, 2019-20	1				157	26	14	54%	156
	Other enrolled students, 2019-20	1				157	78	52	67%	160
	All program completers, 2019-20	4				157	115	109	95%	168
	All program completers, 2018-19	3				157	127	124	98%	166
	All program completers, 2017-18	3				157	151	146	97%	165
EDTPA: AGRICULTURAL EDUCATION (TPA0100) Test Company: E.S. Pearson* Score Range: 15-75	All enrolled students who have completed all nonclinical courses, 2019-20									
	Other enrolled students, 2019-20									
	All program completers, 2019-20						19	16	84%	46
	All program completers, 2018-19						14	14	100%	53
	All program completers, 2017-18						3			
EDTPA: FAMILY AND CONSUMER SCIENCES (TPA0117) Test Company: E.S. Pearson* Score Range: 15-75	All enrolled students who have completed all nonclinical courses, 2019-20									
	Other enrolled students, 2019-20									
	All program completers, 2019-20						4			
	All program completers, 2018-19									
	All program completers, 2017-18						3			
EDTPA: BUSINESS EDUCATION (TPA0102) Test Company: E.S. Pearson* Score Range: 15-75	All enrolled students who have completed all nonclinical courses, 2019-20									
	Other enrolled students, 2019-20									
	All program completers, 2019-20	2				40	6			
	All program completers, 2018-19	2				37	6			
	All program completers, 2017-18						3			

Single Assessment Institution-Level Pass Rate Data: Traditional Teacher Preparation Program Within IHE


	HEOA - Title II 2019 - 2020 Academic Year
	Institution Name
	Institution Code
	State

LINCOLN MEMORIAL UNIVERSITY
1408
Tennessee

April 5, 2021

Assessment Information ¹	Group	Number Taking Assessment	Number Passing Assessment	Institutional Pass Rate	Institutional Average Scaled Score	Assessment Cut Score ²	Statewide			
							Number Taking Assessment	Number Passing Assessment	Statewide Pass Rate	Statewide Average Scaled Score
EDTPA: CLASSICAL LANGUAGES (TPA0104) Test Company: E.S. Pearson* Score Range: 13-65	All enrolled students who have completed all nonclinical courses, 2019-20									
	Other enrolled students, 2019-20									
	All program completers, 2019-20									
	All program completers, 2018-19						1			
	All program completers, 2017-18						1			
EDTPA: EARLY CHILDHOOD (TPA0014) Test Company: E.S. Pearson* Score Range: 15-75	All enrolled students who have completed all nonclinical courses, 2019-20						3			
	Other enrolled students, 2019-20						3			
	All program completers, 2019-20						131	130	99%	45
	All program completers, 2018-19						102	100	98%	45
	All program completers, 2017-18						55	55	100%	46
EDTPA: ELEM ED LITERACY WITH MATHEMATICS TASK 4 (TPA0110) Test Company: E.S. Pearson* Score Range: 18-90	All enrolled students who have completed all nonclinical courses, 2019-20						2			
	Other enrolled students, 2019-20						1			
	All program completers, 2019-20						72	72	100%	56
	All program completers, 2018-19						88	88	100%	55
	All program completers, 2017-18						42	42	100%	59
EDTPA: ELEM ED MATHEMATICS WITH LITERACY TASK 4 (TPA0149) Test Company: E.S. Pearson* Score Range: 18-90	All enrolled students who have completed all nonclinical courses, 2019-20									
	Other enrolled students, 2019-20									
	All program completers, 2019-20						3			
	All program completers, 2018-19									
	All program completers, 2017-18									

Single Assessment Institution-Level Pass Rate Data: Traditional Teacher Preparation Program Within IHE


	HEOA - Title II 2019 - 2020 Academic Year
	Institution Name
	Institution Code
	State

LINCOLN MEMORIAL UNIVERSITY
1408
Tennessee

April 5, 2021

Assessment Information ¹	Group	Number Taking Assessment	Number Passing Assessment	Institutional Pass Rate	Institutional Average Scaled Score	Assessment Cut Score ²	Statewide			
							Number Taking Assessment	Number Passing Assessment	Statewide Pass Rate	Statewide Average Scaled Score
EDTPA: ELEMENTARY LITERACY (TPA0001) Test Company: E.S. Pearson* Score Range: 15-75	All enrolled students who have completed all nonclinical courses, 2019-20						3			
	Other enrolled students, 2019-20						4			
	All program completers, 2019-20	19	19	100%	47	40	383	375	98%	47
	All program completers, 2018-19	5				37	243	243	100%	48
	All program completers, 2017-18						188	187	99%	48
EDTPA: ELEMENTARY MATHEMATICS (TPA0002) Test Company: E.S. Pearson* Score Range: 15-75	All enrolled students who have completed all nonclinical courses, 2019-20						10	10	100%	49
	Other enrolled students, 2019-20						3			
	All program completers, 2019-20						242	236	98%	48
	All program completers, 2018-19						255	255	100%	48
	All program completers, 2017-18						176	176	100%	48
EDTPA: ENGLISH AS AN ADDITIONAL LANGUAGE (TPA0115) Test Company: E.S. Pearson* Score Range: 15-75	All enrolled students who have completed all nonclinical courses, 2019-20									
	Other enrolled students, 2019-20						2			
	All program completers, 2019-20						15	15	100%	52
	All program completers, 2018-19						20	20	100%	53
	All program completers, 2017-18						9			
EDTPA: HEALTH EDUCATION (TPA0119) Test Company: E.S. Pearson* Score Range: 15-75	All enrolled students who have completed all nonclinical courses, 2019-20									
	Other enrolled students, 2019-20						1			
	All program completers, 2019-20						1			
	All program completers, 2018-19									
	All program completers, 2017-18						2			

Single Assessment Institution-Level Pass Rate Data: Traditional Teacher Preparation Program Within IHE


	HEOA - Title II 2019 - 2020 Academic Year
	Institution Name
	Institution Code
	State

LINCOLN MEMORIAL UNIVERSITY
1408
Tennessee

April 5, 2021

Assessment Information ¹	Group	Number Taking Assessment	Number Passing Assessment	Institutional Pass Rate	Institutional Average Scaled Score	Assessment Cut Score ²	Statewide			
							Number Taking Assessment	Number Passing Assessment	Statewide Pass Rate	Statewide Average Scaled Score
EDTPA: K-12 PERFORMING ARTS (TPA0021) Test Company: E.S. Pearson* Score Range: 15-75	All enrolled students who have completed all nonclinical courses, 2019-20						1			
	Other enrolled students, 2019-20						1			
	All program completers, 2019-20	1				40	101	93	92%	47
	All program completers, 2018-19						78	77	99%	47
	All program completers, 2017-18						41	41	100%	48
EDTPA: K-12 PHYSICAL EDUCATION (TPA0011) Test Company: E.S. Pearson* Score Range: 15-75	All enrolled students who have completed all nonclinical courses, 2019-20						1			
	Other enrolled students, 2019-20									
	All program completers, 2019-20	3				40	59	47	80%	43
	All program completers, 2018-19						48	47	98%	43
	All program completers, 2017-18						21	21	100%	45
EDTPA: LIBRARY SPECIALIST (TPA0127) Test Company: E.S. Pearson* Score Range: 15-75	All enrolled students who have completed all nonclinical courses, 2019-20									
	Other enrolled students, 2019-20						1			
	All program completers, 2019-20						5			
	All program completers, 2018-19						1			
	All program completers, 2017-18						1			
EDTPA: MIDDLE CHILDHOOD ENGLISH LANGUAGE ARTS (TPA0018) Test Company: E.S. Pearson* Score Range: 15-75	All enrolled students who have completed all nonclinical courses, 2019-20									
	Other enrolled students, 2019-20									
	All program completers, 2019-20						2			
	All program completers, 2018-19									
	All program completers, 2017-18									

Single Assessment Institution-Level Pass Rate Data: Traditional Teacher Preparation Program Within IHE


	HEOA - Title II 2019 - 2020 Academic Year
	Institution Name
	Institution Code
	State

LINCOLN MEMORIAL UNIVERSITY
1408
Tennessee

April 5, 2021

Assessment Information ¹	Group	Number Taking Assessment	Number Passing Assessment	Institutional Pass Rate	Institutional Average Scaled Score	Assessment Cut Score ²	Statewide			
							Number Taking Assessment	Number Passing Assessment	Statewide Pass Rate	Statewide Average Scaled Score
EDTPA: MIDDLE CHILDHOOD HISTORY-SOCIAL STUDIES (TPA0019) Test Company: E.S. Pearson* Score Range: 15-75	All enrolled students who have completed all nonclinical courses, 2019-20									
	Other enrolled students, 2019-20									
	All program completers, 2019-20						7			
	All program completers, 2018-19						2			
	All program completers, 2017-18									
EDTPA: MIDDLE CHILDHOOD MATHEMATICS (TPA0016) Test Company: E.S. Pearson* Score Range: 15-75	All enrolled students who have completed all nonclinical courses, 2019-20									
	Other enrolled students, 2019-20						1			
	All program completers, 2019-20						24	24	100%	47
	All program completers, 2018-19						18	18	100%	48
	All program completers, 2017-18						7			
EDTPA: MIDDLE CHILDHOOD SCIENCE (TPA0017) Test Company: E.S. Pearson* Score Range: 15-75	All enrolled students who have completed all nonclinical courses, 2019-20									
	Other enrolled students, 2019-20									
	All program completers, 2019-20						5			
	All program completers, 2018-19						6			
	All program completers, 2017-18									
EDTPA: SECONDARY ENGLISH LANGUAGE ARTS (TPA0003) Test Company: E.S. Pearson* Score Range: 15-75	All enrolled students who have completed all nonclinical courses, 2019-20									
	Other enrolled students, 2019-20						1			
	All program completers, 2019-20	7				40	117	116	99%	48
	All program completers, 2018-19	1				37	84	84	100%	50
	All program completers, 2017-18						41	41	100%	51

Single Assessment Institution-Level Pass Rate Data: Traditional Teacher Preparation Program Within IHE


	HEOA - Title II 2019 - 2020 Academic Year
	Institution Name
	Institution Code
	State

LINCOLN MEMORIAL UNIVERSITY
1408
Tennessee

April 5, 2021

Assessment Information ¹	Group	Number Taking Assessment	Number Passing Assessment	Institutional Pass Rate	Institutional Average Scaled Score	Assessment Cut Score ²	Statewide			
							Number Taking Assessment	Number Passing Assessment	Statewide Pass Rate	Statewide Average Scaled Score
EDTPA: SECONDARY HISTORY-SOCIAL STUDIES (TPA0004) Test Company: E.S. Pearson* Score Range: 15-75	All enrolled students who have completed all nonclinical courses, 2019-20						2			
	Other enrolled students, 2019-20						7			
	All program completers, 2019-20	3				40	111	111	100%	47
	All program completers, 2018-19	2				37	82	82	100%	47
	All program completers, 2017-18						54	54	100%	47
EDTPA: SECONDARY MATHEMATICS (TPA0005) Test Company: E.S. Pearson* Score Range: 15-75	All enrolled students who have completed all nonclinical courses, 2019-20						1			
	Other enrolled students, 2019-20						1			
	All program completers, 2019-20						46	36	78%	42
	All program completers, 2018-19						40	40	100%	45
	All program completers, 2017-18						17	17	100%	45
EDTPA: SECONDARY SCIENCE (TPA0006) Test Company: E.S. Pearson* Score Range: 15-75	All enrolled students who have completed all nonclinical courses, 2019-20						1			
	Other enrolled students, 2019-20						1			
	All program completers, 2019-20						44	38	86%	45
	All program completers, 2018-19	1				37	58	58	100%	46
	All program completers, 2017-18						26	25	96%	45
EDTPA: SPECIAL EDUCATION (TPA0012) Test Company: E.S. Pearson* Score Range: 15-75	All enrolled students who have completed all nonclinical courses, 2019-20						1			
	Other enrolled students, 2019-20						2			
	All program completers, 2019-20	3				40	132	127	96%	47
	All program completers, 2018-19	2				37	141	138	98%	47
	All program completers, 2017-18						95	92	97%	47

Single Assessment Institution-Level Pass Rate Data: Traditional Teacher Preparation Program Within IHE

		HEOA - Title II 2019 - 2020 Academic Year								
Institution Name		LINCOLN MEMORIAL UNIVERSITY								
Institution Code		1408								
State		Tennessee								
							April 5, 2021			
							Statewide			
<i>Assessment Information</i> ¹	<i>Group</i>	<i>Number Taking Assessment</i>	<i>Number Passing Assessment</i>	<i>Institutional Pass Rate</i>	<i>Institutional Average Scaled Score</i>	<i>Assessment Cut Score</i> ²	<i>Number Taking Assessment</i>	<i>Number Passing Assessment</i>	<i>Statewide Pass Rate</i>	<i>Statewide Average Scaled Score</i>
<i>EDTPA: VISUAL ARTS (TPA0015)</i> <i>Test Company: E.S. Pearson*</i> <i>Score Range: 15-75</i>	All enrolled students who have completed all nonclinical courses, 2019-20									
	Other enrolled students, 2019-20									
	All program completers, 2019-20	1				40	31	31	100%	53
	All program completers, 2018-19	1				37	23	23	100%	52
	All program completers, 2017-18						12	12	100%	50
<i>EDTPA: WORLD LANGUAGES (TPA0020)</i> <i>Test Company: E.S. Pearson*</i> <i>Score Range: 13-65</i>	All enrolled students who have completed all nonclinical courses, 2019-20									
	Other enrolled students, 2019-20						1			
	All program completers, 2019-20						5			
	All program completers, 2018-19						4			
	All program completers, 2017-18						8			
<i>MATHEMATICS (MIDDLE GRADES AND EARLY SECONDARY) (ESP0105)</i> <i>Test Company: E.S. Pearson*</i> <i>Score Range: 100-300</i>	All enrolled students who have completed all nonclinical courses, 2019-20									
	Other enrolled students, 2019-20						4			
	All program completers, 2019-20						4			
	All program completers, 2018-19									
	All program completers, 2017-18									
<i>MATHEMATICS (ESP0304)</i> <i>Test Company: E.S. Pearson*</i> <i>Score Range: 100-300</i>	All enrolled students who have completed all nonclinical courses, 2019-20						8			
	Other enrolled students, 2019-20						8			
	All program completers, 2019-20						11	11	100%	238
	All program completers, 2018-19						2			
	All program completers, 2017-18									

Note: In cases where there are less than ten students taking the assessment or license/certificate, the number passing and pass rate are not reported.

¹Tests with multiple delivery options (computer, paper, etc.) will be noted with the assessment code for one format only.

²Cut scores may vary for groups depending upon when the cut scores are established by the state and when each group completed their teacher certification or licensure assessment.

*Questions regarding tests listed by this testing company must be addressed to your state Title II Coordinator.